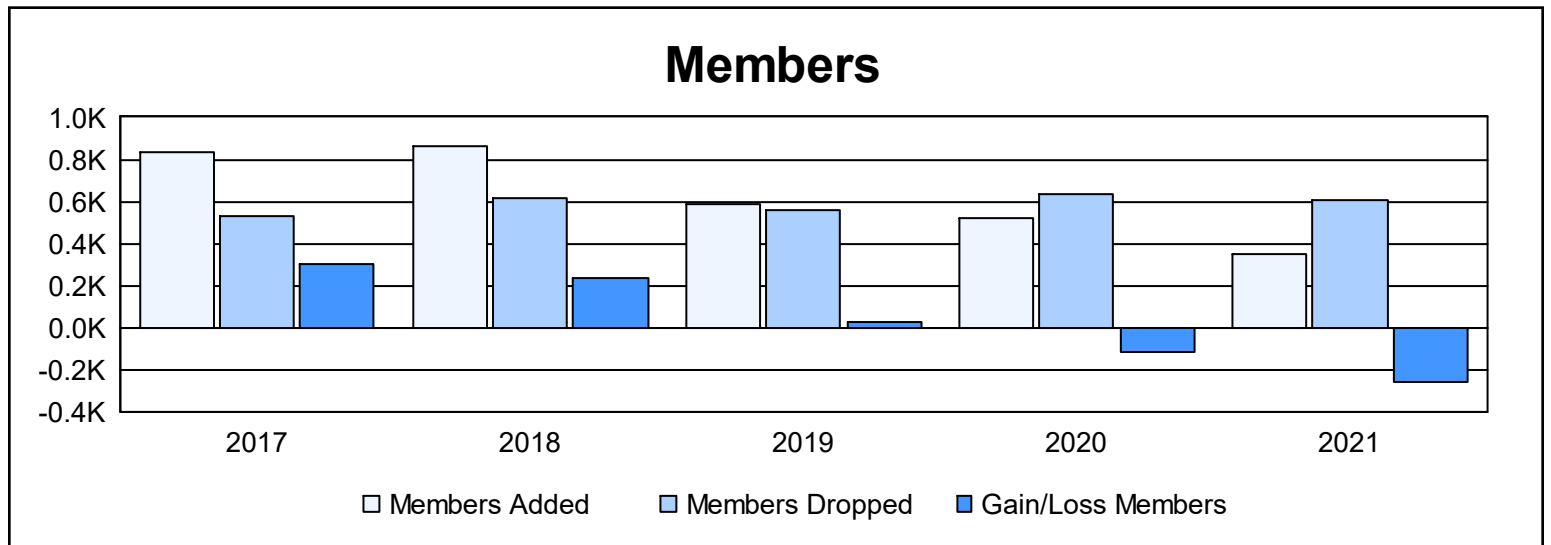
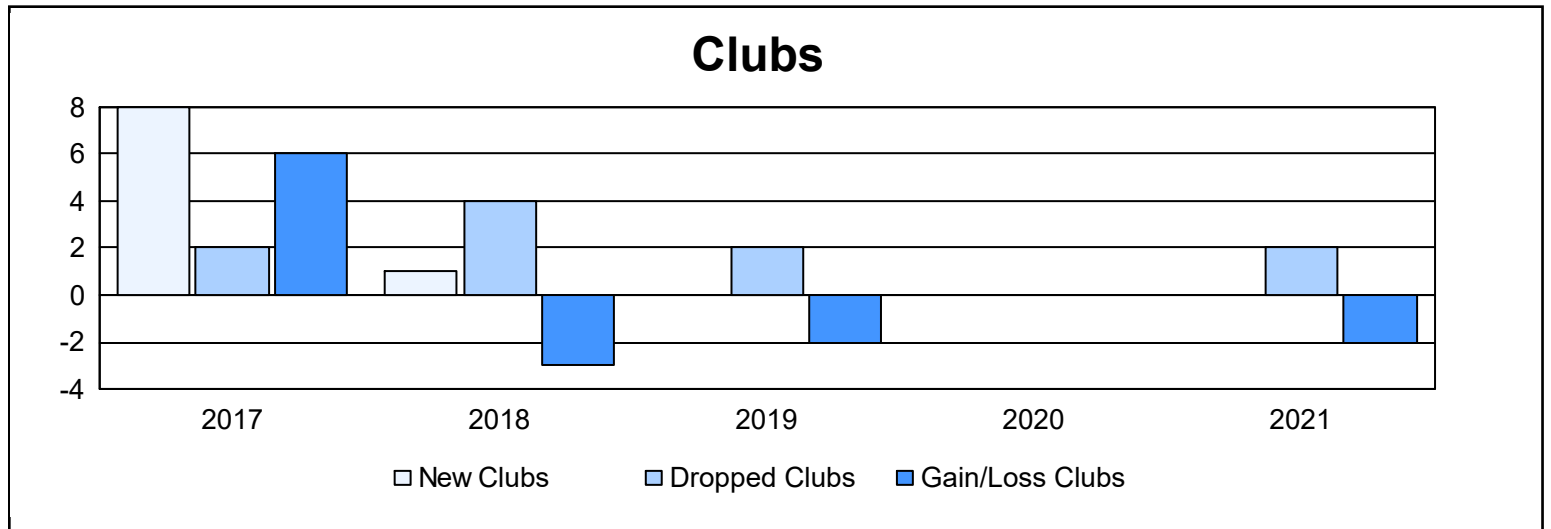
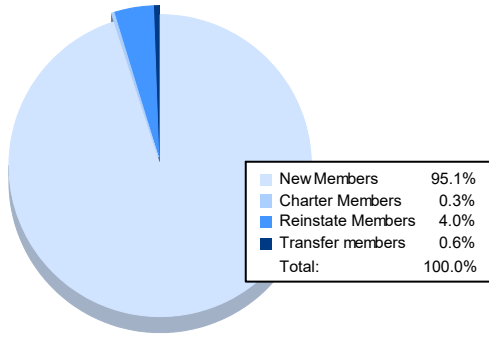


Year	New Clubs	Dropped Clubs	Gain/ Loss Clubs	New Members	Charter Members	Reinstate Members	Transfer Members	Total Member Added	Total Members Dropped	Gain/ Loss Members
2016-2017	8	2	6	519	295	13	3	830	528	302
2017-2018	1	4	-3	785	35	13	25	858	619	239
2018-2019	0	2	-2	556	2	20	7	585	560	25
2019-2020	0	0	0	485	4	20	9	518	634	-116
2020-2021	0	2	-2	330	1	14	2	347	610	-263
<b>Average</b>	<b>2</b>	<b>2</b>	<b>0</b>	<b>535</b>	<b>67</b>	<b>16</b>	<b>9</b>	<b>628</b>	<b>590</b>	<b>37</b>



### Membership Composition June 2021 Cumulative



### Gender Composition June 2021 Cumulative

